

FUND DETAILS

IMPORTANT INFORMATION

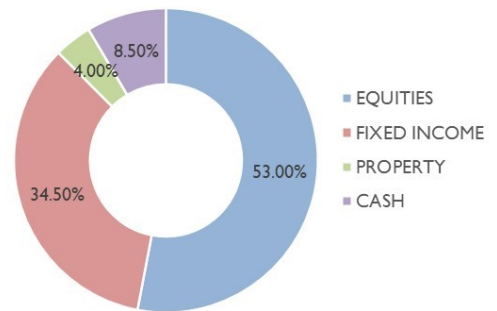
IBOSS Risk Level	3
Current Holdings	46
Passive Holdings	9 (25%)
Minimum Investment	£100
OCF (Ongoing Charges Figure)	0.94%
Transaction Cost	0.14%
Benchmark	50% IA 20%-60% Shares / 50% IA 40%-85% Shares

TARGET ALLOCATION

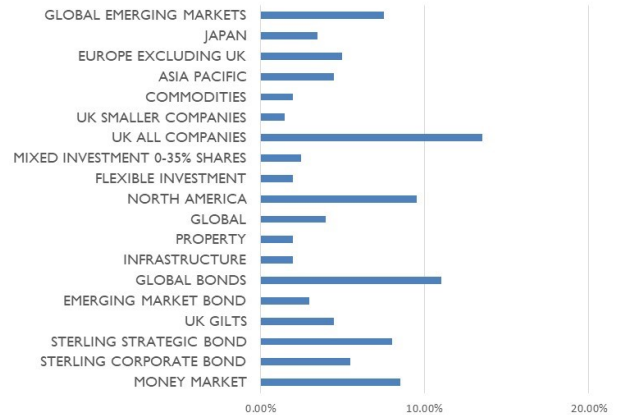
FUND ALLOCATION

IA SECTOR	FUND	%
MONEY MARKET	Money Market / Cash Holdings	8.50%
STERLING CORPORATE BOND	Rathbone Ethical Bond	3.00%
	Invesco Corporate Bond (UK)	2.50%
STERLING STRATEGIC BOND	L&G Strategic Bond	2.50%
	M&G Optimal Income	3.50%
	JPM Global Bond Opportunities	2.00%
UK GILTS	Royal London UK Government Bond	4.00%
	Vanguard UK Government Bond Index Institutional Plus	0.50%
GLOBAL GOV BONDS	Royal London International Government Bond	3.50%
GLOBAL EM BONDS	M&G Emerging Markets Bond	3.00%
GLOBAL BONDS	Vanguard Global Bond Index Institutional Plus Hedged	5.00%
USD GOV BOND	Vanguard US Government Bond Index Institutional Plus	2.50%
MIXED INVESTMENT 0-35% SHARES	Ninety One Diversified Income	2.50%
INFRASTRUCTURE	M&G Global Listed Infrastructure	1.00%
	Lazard Global Listed Infrastructure Equity	1.00%
PROPERTY	L&G Global Real Estate Dividend Index	1.00%
	Schroder Global Cities Real Estate	1.00%
FLEXIBLE INVESTMENT	Trojan Ethical	2.00%
SPECIALIST	Ninety One Global Gold	1.00%
	JPM Natural Resources	1.00%
UK ALL COMPANIES	Polar Capital UK Value Opportunities	1.50%
	L&G UK 100 Index Trust	3.50%
	Artemis UK Select	2.50%
UK SMALLER COMPANIES	Fidelity UK Smaller Companies	1.50%
	Man GLG Income	2.00%
UK EQUITY INCOME	WS Gresham House UK Multi Cap Income	2.00%
	BNY Mellon UK Income	2.00%
	Comgest Growth Europe ex UK	2.00%
EUROPE EXCLUDING UK	HSBC European Index	2.00%
	EdenTree Responsible and Sustainable European Equity	1.00%
	Fidelity Asia Pacific Opportunities	2.50%
ASIA PACIFIC EX JAPAN	L&G Pacific Index Trust	0.50%
	Federated Hermes Asia ex-Japan Equity	1.50%
	iShares Japan Equity Index (UK)	1.00%
JAPAN	M&G Japan	1.50%
	CT Japan	1.00%
	Lazard Emerging Markets	1.50%
GLOBAL EMERGING MARKETS	M&G Global Emerging Markets	2.00%
	L&G Global Emerging Markets Index	4.00%
	L&G US Index Trust	5.00%
NORTH AMERICA	Federated Hermes US SMID Equity	2.00%
	M&G North American Value	2.50%
	Rathbone Global Opportunities	2.00%
GLOBAL EQUITY INCOME	Aviva Inv Global Equity Income	2.00%

ASSET ALLOCATION



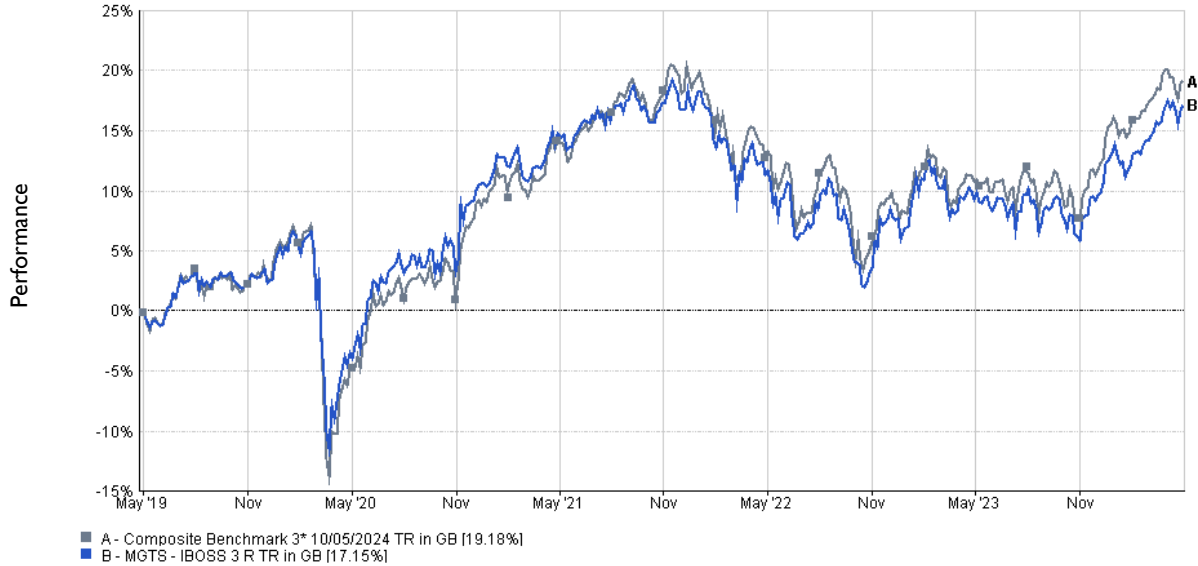
SECTOR ALLOCATION



FUND PERFORMANCE (to 30/04/2024)

	Cumulative Performance (to 30/04/2024)					Discrete Calendar Year Performance					
	1 Year	2 Year	3 Year	5 Year	Since Launch	2018	2019	2020	2021	2022	2023
MGTS IBOSS BLENDED 3	7.18%	4.93%	1.98%	17.15%	42.62%	-5.29%	12.28%	6.00%	5.97%	-9.52%	6.45%
IA Benchmark	7.55%	5.16%	4.47%	19.18%	52.14%	-5.60%	13.80%	4.42%	9.06%	-9.75%	7.44%

5 YEAR PERFORMANCE LINE CHART (30/04/2019 - 30/04/2024)



5 YEAR RATIO TABLE (to 30/04/2024)

	Fund	Benchmark
Alpha a measure of the fund's over- or under- performance by comparison to its benchmark (Decimal)	0.09	0.00
Beta a statistical estimate of the fund's volatility by comparison to that of its benchmark (Decimal)	0.86	1.00
Sharpe the higher the Sharpe Ratio the better the relationship between the fund's risk and its return (Decimal)	0.39	0.38
Downside Risk represents an estimate on the potential loss on any investment (%)	8.02	9.85
Volatility how widely a range of returns varied from the fund's average return over a particular period (%)	8.16	9.28
Max Loss represents the worst running return over the period (%)	-11.62	-14.15
Max DD represents the worst possible return over the period (%)	-12.54	-14.15
Downside Capture represents the manager's performance in down-markets (%)	88.80	100.00

ADDITIONAL INFORMATION

THIRD PARTY RISK PROFILES

N/A

DEPOSITARY

The MGTS IBOSS OEIC sub-fund assets are held by the depositary, Bank of New York Mellon Ltd, which is one of the biggest trustee / depositary and custodians in the world. The assets held by Bank of New York Mellon Ltd are ring fenced as a separate legal entity, with the exception of some cash which is held on deposit with the Bank of New York Mellon Ltd.

*Composite benchmark: 50% IA Mixed Investment 20-60% Shares / 50% IA Mixed Investment 40-85% Shares

MGTS IBOSS Figures are calculated on a Total Return basis with all income reinvested, assuming income is taxed at basic rates of income tax. Past performance is no guarantee of future performance.

Data is provided by FE Analytics. Care has been taken to ensure that the information is correct but FE neither warrants, represents nor guarantees the contents of the information, nor does it accept any responsibility for errors, inaccuracies, omissions or any inconsistencies herein. FE data should only be given to retail clients if the IFA firm has the relevant licence with FE.

FUND DETAILS

KEY PEOPLE



Chris Metcalfe IMC
 Chief Investment Officer

Chris has earned a reputation for building and maintaining successful model portfolios and running a close team to ensure they maintain their professional high standards of delivering an exceptional service and well researched portfolios with a consistent good track record.



Chris Rush IMC
 Investment Manager

Chris provides critique through quantitative analysis, research and one to one manager meetings, leading to specific fund recommendations. His hands on experience and technical knowledge are intrinsic components to the decision making process.



Michael Heapy IMC
 Senior Investment Analyst

Michael assists with the analysis of the funds and the provision of relevant data. Michael holds an IMC and the CFA UK Certificate in ESG Investing. He has also passed the J10 exam which awards him the certificate in discretionary investment management.



Rebecca Anscombe
 Head of Operations & Systems

Rebecca creates, coordinates and implements the development of internal systems and processes within the Investment Team. Having passed R01 and R02, Rebecca has also completed IMC unit 1 and is now studying part 2 of the certificate.



Jack Roberts IMC
 Investment Analyst Support

Jack's core responsibilities include portfolio performance reporting, as well as fund and competitor comparison analysis. Jack is IMC qualified.

PLATFORM AVAILABILITY



THIRD PARTY RATINGS



CONTACT INFORMATION

IBOSS Asset Management
 2 Sceptre House
 Hornbeam Square North
 Harrogate
 North Yorkshire
 HG2 8PB

Business Development Team
Tracey Atkin: 07719 327524
Kevin Morrison: 07891 814345
Dawid Lesniowski: 07907 574921

Email: enquiries@ibossLtd.co.uk
Phone: 01423 878840
Website: www.ibossam.com

IMPORTANT INFORMATION

The value of an investment and the income from it can fall as well as rise and investors may get back less than they invested. The recommended holding period does not provide any guarantee that the objective will be achieved and investors should be aware that capital and the income distributed are at risk. Risk factors should be taken into account and understood including (but not limited to) currency movements, market risk, liquidity risk, concentration risk, lack of certainty risk, inflation risk, performance risk, local market risk and credit risk. Investors should ensure that they have read and understood the Non UCITS Retail Scheme Key Investor Information Document and Supplementary Information Document, which contain important information. A copy of these documents will be available on the website or on request from Margetts Fund Management from launch. This communication does not purport to be all-inclusive or contain all of the information which a proposed investor may require in order to make a decision as to whether to invest in the Fund. Nothing in this document constitutes a recommendation suitable or appropriate to a recipient's individual circumstances or otherwise constitutes a personal recommendation. Care has been taken to ensure that the information is correct but IBOSS Asset Management neither warrants, represents nor guarantees the contents of the information, nor does it accept any responsibility for errors, inaccuracies, omissions or any inconsistencies herein.

This document has been issued by IBOSS Asset Management Limited which is authorised and regulated by the Financial Conduct Authority.
Firm Reference Number 697866.

IBOSS Asset Management Limited is owned by Kingswood Holdings Limited, an AIM listed company incorporated in Guernsey (registered number: 42316).

May 2024